

*Pure Freude  
an Wasser*



# BEFORE A DRIP BECOMES A FLOOD

THE NEW GROHE SENSE™  
WATER SECURITY SYSTEM





## LEAKS CAN OCCUR ANYTIME, ANYWHERE.

Leaks can occur anywhere in the home – and at anytime. They can result from pipe damage or faulty appliances, with the bathroom and cellar being the worst affected.

- Burst pipes result in 18%<sup>1</sup> of all plumbing supply system insurance claims.
- Leaking pipes together with leaking faucets, showers or toilets, cause 28%<sup>2</sup> of water damage. Often minimal in size, these small leaks can go on for years, completely saturating walls or floors over time and causing extensive damage.
- Frozen pipes can occur during extended periods of frost, especially in rooms or houses that are not often visited or checked.

A race against time. When water damage occurs, half the time the walls are also affected. And in 83%<sup>3</sup> of those cases, mold penetrates the walls due to excess humidity. Given that mold develops rapidly, building up within just 24 hours, there is an urgent need to respond immediately.




<sup>1</sup> <https://disastersafety.org/ibhs/water-damage-studies/>

<sup>2</sup> [http://www.schadenprisma.de/pdf/sp\\_2015\\_1\\_1.pdf](http://www.schadenprisma.de/pdf/sp_2015_1_1.pdf)

<sup>3</sup> The ConsumerView, January 2016, Water Security Research

# THE ALARMING FACTS ABOUT WATER DAMAGE



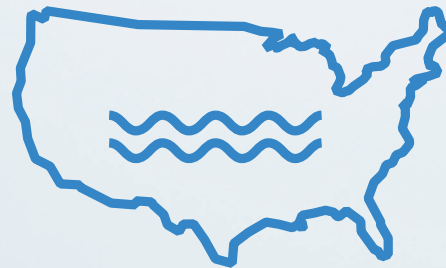
**37%**

37% of US home owners claim to have suffered losses from water damages.<sup>1</sup>

**\$6,965**



Average cost of home water damage insurance claim in the U.S. is \$6,965 and it varies significantly based on property type and state.<sup>4</sup>



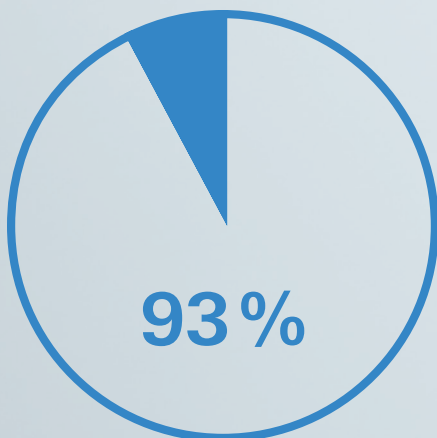
**14,000 people  
everyday**

14,000 people in the US experience water damage emergency at home or work each day.<sup>5</sup>



**10%**

10% of US households have water leakages according to EPA.<sup>2</sup>



In 93% of cases, water damage could have been prevented.<sup>3</sup>



**24 hours**

After just 24 hours mold can start to build up due to humidity, causing respiratory problems, asthma and allergies.<sup>6</sup>

1 <https://www.waterdamagedefense.com/pages/water-damage-by-the-numbers>  
 2 <https://www.waterdamagedefense.com/pages/water-damage-by-the-numbers>  
 3 ACE-Group: <http://www.businesswire.com/news/home/20110404007195/en/ACE-Private-Risk-Services-Study-Identifies-Type>  
 4 <https://www.waterdamagedefense.com/pages/water-damage-by-the-numbers>  
 5 <https://www.waterdamagedefense.com/pages/water-damage-by-the-numbers>  
 6 [https://irp-cdn.multiscreensite.com/c4e267ab/files/uploaded/Rf7chFZfSe2cTKWmjbMA\\_WHO\\_Guidelines%20for%20Indoor%20Air%20Quality\\_Dampness%20and%20Mould\\_2009.pdf](https://irp-cdn.multiscreensite.com/c4e267ab/files/uploaded/Rf7chFZfSe2cTKWmjbMA_WHO_Guidelines%20for%20Indoor%20Air%20Quality_Dampness%20and%20Mould_2009.pdf)



# STOP WATER DAMAGE IN ITS TRACKS

## GROHE SENSE™ THE SMART WATER SENSOR

GROHE Sense™ detects the presence of water, tracks temperature and humidity, and alerts you before it leads to something worse.

- Detects leaks on the floor
- Senses temperature and detects frost risk
- Senses humidity
- Alerts when user-set thresholds are exceeded



**22 601 LNO**  
GROHE Sense™  
smart water sensor

## GROHE SENSE GUARD™ THE SMART WATER CONTROLLER

From detecting micro leaks to detecting a burst pipe and shutting off the water supply automatically: with GROHE Sense Guard™ you can finally take full control over your water supply.

- Detects pipe bursts\* and shuts off water valve
- Senses water pressure, temperature, and flow
- Tracks water consumption
- Detects frost and micro leaks\*\*

**22 503 LNO**  
GROHE Sense Guard™  
smart water controller



\* Burst pipes detection depends on the general water usage profile, therefore there may be some time-lag in shutting off the main water line. Achieve higher detection speed by combining the installation with GROHE Sense™ on critical locations.

\*\* A micro leak test is conducted once every 24 hours. Pipe material, volume and other piping system characteristics can impact the result. Micro leak detection is limited to the cold water system in most cases. Combine with GROHE Sense™ to monitor potential humidity increase over time.



# GROHE SENSE™




## **Detects Water Leak**

Warns you with pulsating red light and beeping sound



## **Sends Alert**

Notifies you on your smartphone if a water leak or other alert condition is detected so you can quickly react



## **Tracks Temperature and Humidity**

Monitors hourly room temperature and humidity to avoid damage from frost or mold



## **Works Everywhere**

Place in the laundry room, kitchen, bathroom, anywhere water might leak

# GROHE SENSE GUARD™



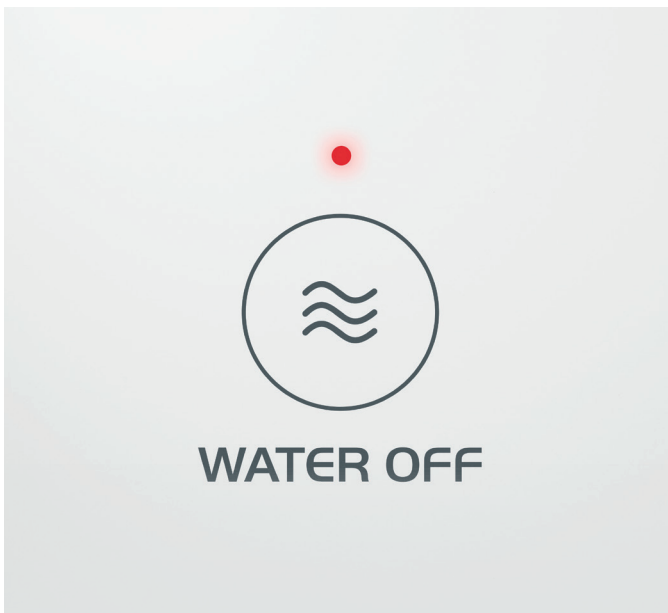
## Don't Panic

Avoid extensive damage and expense from minor water leaks or a major pipe burst



## Be Protected

Monitors water usage, detects leaks and pipe bursts, and shuts water off automatically



## Responds Instantly

Automatically shuts off water supply




## Get Notified

In the event of a water problem, you will be alerted on your smartphone and email



# THE SEVEN FUNCTIONS OF GROHE SENSE GUARD™



GROHE Sense Guard™ protects your home by tracking the use of water and detecting anomalies.

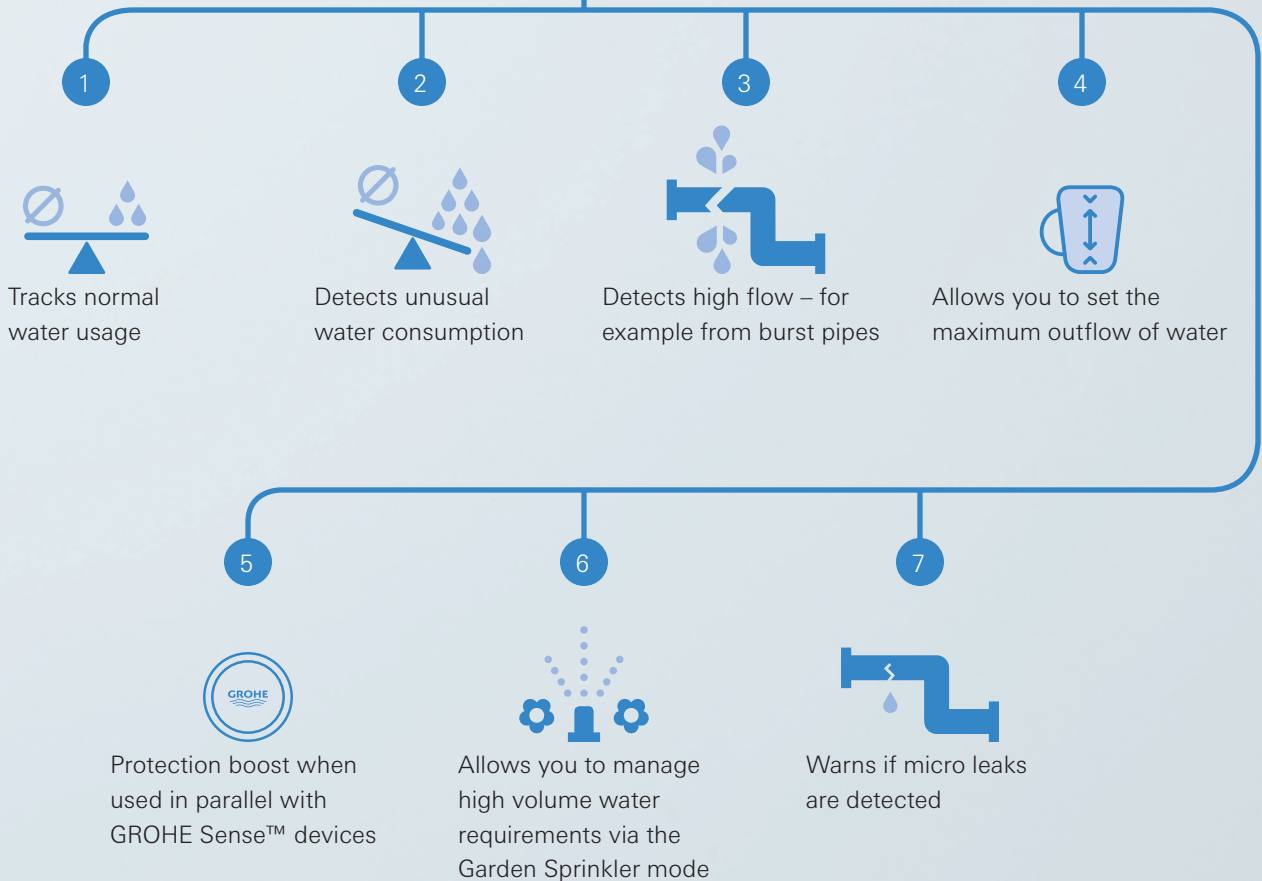


It is an intelligent, self-learning device – the more water information it collects, the better your home is protected.



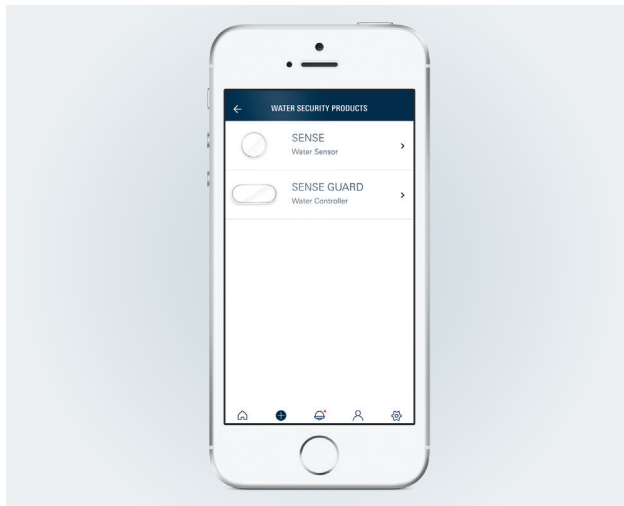
By adjusting itself to your personal settings and household situation, GROHE Sense Guard™ gives you tailored water security.

## GROHE Sense Guard™: 7 water functions for maximum water security

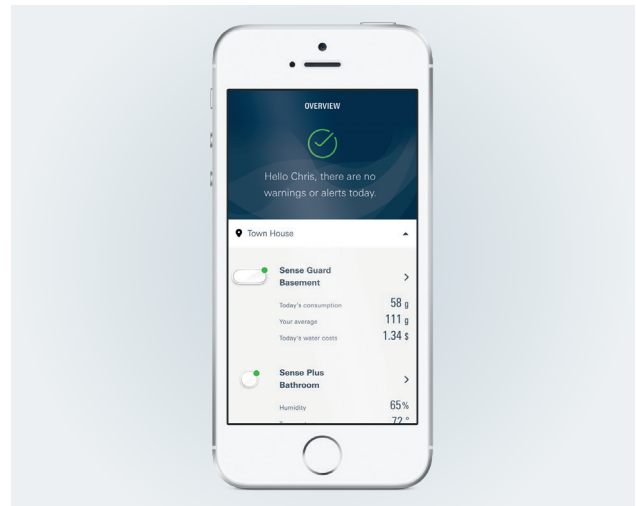


# THE GROHE SENSE™ APP FOR COMPLETE WATER CONTROL OF YOUR HOME

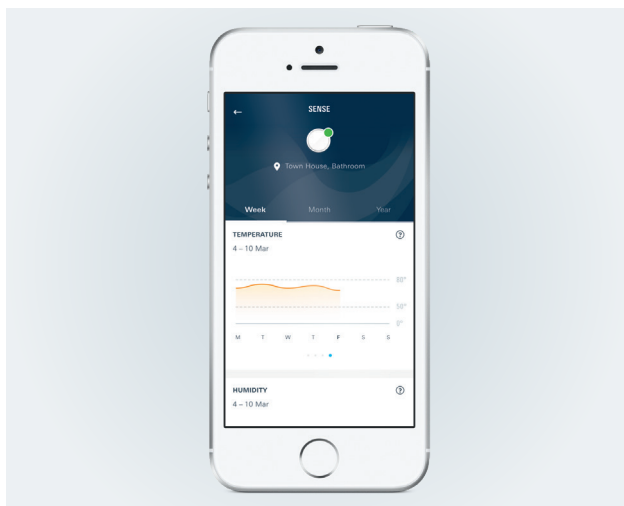
The GROHE Sense™ app, available on both iOS App Store and Google Play, is the central component of the GROHE Water Security System. It allows you to manage your water safety devices and monitor measured values from anywhere, anytime.



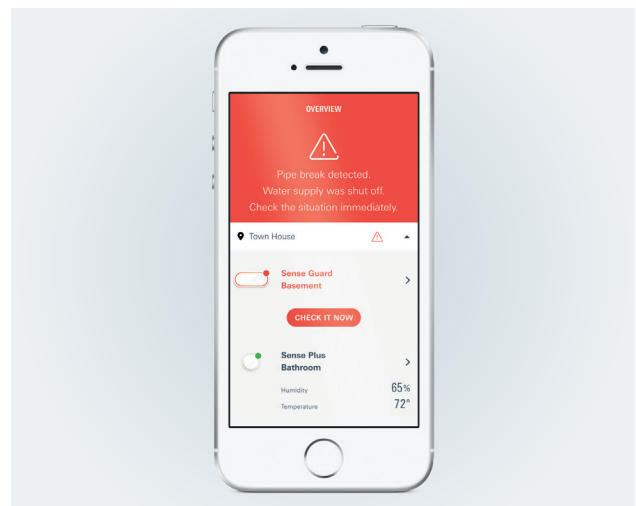
Easy device integration. The app guides you through the set-up process step by step.



Control all your Sense Guard and Sense devices located in different rooms or houses in one easy-to-handle app.



Monitor and track key factors as temperature, humidity, and water consumption and spot possible issues.



Receive warnings and notifications when issues occur like pipe breaks, water leaks, frost risk and more.



# INSTALL GROHE SENSE™ YOURSELF IN AN INSTANT.



It's a simple matter to install GROHE Sense™ devices all around your house – in just 10 minutes.

Simply download the app and register, place the sensor in the chosen location, insert the batteries, connect to WIFI using the GROHE Sense™ app.

## RELAX – AND LET A PROFESSIONAL DO THE WORK.



To install GROHE Sense Guard™ we recommend that you use the services of a professional installer. For the installer the job is easy and fast: complete in about 90 minutes.

# YOUR COMPLETE WATER SECURITY SYSTEM

## GROHE SENSE™



**22 601 LN0**  
GROHE Sense™  
smart water sensor

## GROHE SENSE GUARD™



**22 503 LN0**  
GROHE Sense Guard™  
smart water controller

## OPTIONAL PRODUCTS

(for use with GROHE Sense™ 22 601 LN0)



**22 506 LN0**  
Extension set

*For installation in hard to reach locations  
(includes wall mount bracket)*

## OPTIONAL PRODUCTS

(for use with GROHE Sense Guard™ 22 503 LN0)



**22 603 000**  
Wall mounting set

*For 1" pipe installation*
















**22 521 LN0**  
AC Power extension cable

*Provides additional cable length of  
118" (3 m) to standard 7/8" cable*



# GROHE SENSE™ & GROHE SENSE GUARD™: ALL THE BENEFITS AT A GLANCE

		GROHE SENSE™	GROHE SENSE GUARD™
<b>Detects flooding</b>	Emits a pulsating red light and a beeping sound if flooding is detected and alerts you via smartphone.		
<b>Monitors humidity</b>	Checks room humidity level and alerts based on your personal thresholds.		
<b>Easily installed</b>	Set up GROHE Sense™ quickly and easily throughout the home – in just 10 minutes. Includes 3 x AAA batteries.		
<b>Sends alerts when problems are detected</b>	Situation-dependent alerts sent straight to your smartphone.		
<b>GROHE Sense™ app</b>	One app to access and manage all GROHE connected products from your mobile device.		
<b>Monitors room temperature and detects frost risk</b>	Checks temperature and if the room temperature is above or below your thresholds sends out an alert. If the temperature drops below 37°F (3°C), a frost risk alert is sent out.*		
<b>Detects pipe bursts**</b>	If a pipe break is detected, shuts off the water supply automatically and sends an alert to your smartphone.		
<b>Detects micro leaks*** and dripping faucets</b>	Receive warning on your smartphone on detected micro leaks on your cold water system.		
<b>Monitors water pressure and flow</b>	Monitors water pressure and warns you if it becomes critical. In addition, it allows for detection of unusual water consumption.****		
<b>Tracks water consumption*****</b>	Makes your water consumption transparent and helps to keep water bills under control.		

\* Not to be used as fire detection

\*\* Burst pipes detection depends on the general water usage profile, therefore there may be some time-lag in shutting off the main water line. Achieve higher detection speed by combining the installation with GROHE Sense™ on critical locations.

\*\*\* A micro leak test is conducted once every 24 hours. Pipe material, volume and other piping system characteristics can impact the result. Micro leak detection is limited to the cold water system in most cases. Combine with GROHE Sense™ to monitor potential humidity increase over time.

\*\*\*\* Detection speed depending on the water usage profile in the house. Achieve higher detection speed by combining the installation with GROHE Sense™ on critical locations.

\*\*\*\*\* Delivers indicative water consumption

# GET YOUR GROHE SENSE™ & GROHE SENSE GUARD™ NOW!



## LEARN MORE

[www.grohe.us/sense](http://www.grohe.us/sense)

GROHE America, Inc.  
160 Fifth Avenue, 4th Floor  
New York, NY 10010  
Tel.: 1-800-444-7643  
[www.grohe.us](http://www.grohe.us)

GROHE Canada Inc.  
5900 Avebury Road  
Mississauga, Ontario, L5R 3M3  
Tel.: 1-888-644-7643  
[info@grohe.ca](mailto:info@grohe.ca)  
[www.grohe.ca](http://www.grohe.ca)

© 09/2019 GROHE America, Inc. SAD19A291

Follow us



PART OF **LIXIL**