

*Pure Freude
an Wasser*



new

DISCOVER TOUCHLESS HYGIENE

GROHE BAU COSMOPOLITAN E



THE BENEFITS OF GROHE TOUCHLESS FOR YOUR HOME

TOUCHLESS PRECISION

The infrared sensor detects hand motion and automatically turns the water on. Water turns off when hands are no longer detected.

IMPROVED HYGIENE

Touchless activation eliminates a potential source of cross contamination and spread of germs for a more hygienic hand-washing experience.

SAFER WATER

The optimized GROHE Zero design features secure inner waterways to ensure lead-free and nickel-free water safety.

WATER SAVINGS

Touchless faucets turn off automatically when no hands are detected and GROHE EcoJoy™ technology reduces water usage without compromising enjoyment.

SLEEK DESIGN

The minimalistic cosmopolitan profile fits perfectly into any modern bathroom setting.

EASY TO CLEAN

Thanks to the touchless operation resulting in reduced contact, cleaning is reduced to a minimum.

PLUG & PLAY READY

Mechanical installation and connection are simplified so the faucet is ready to enjoy within minutes.





THE BENEFITS OF GROHE TOUCHLESS FOR YOUR PROJECTS

WATER SAVINGS

The touchless infrared sensor turns water off automatically when no hands are detected, saving water and reducing expenses.

POWER OPTIONS

Choose the model that suits your needs: AC- or DC-power with temperature control or DC without temperature control for cold water only.

LONG-LIFE BATTERY

DC models include a CR-P2 lithium battery with 7-year life based on 150 uses per day for less maintenance.

PLUG & PLAY READY

Mechanical installation and connection are simplified to save time and reduce maintenance.

EASY TO CLEAN

Durable finish resists scratches, tarnish and corrosion for easy cleaning and long wear.

CLEAN & DISINFECT

Safety and hygiene are enhanced thanks to simplified settings for automatic flushing, thermal disinfection and cleaning.

EASY ADJUSTMENTS

Depending on specific requirements, detection range and shut-off delay can be adjusted manually or via remote control, (sold separately).





INNOVATIVE DESIGN FEATURES

INNER WATERWAY

HYGIENE



TOUCHLESS

Reliable, proven and precise sensor technology for hygienic, touch-free actuation that also prevents water loss.



GROHE ZERO

Inner waterways ensure lead-free and nickel-free safety.

SUSTAINABILITY



GROHE ECOJOY™

Uses less water without sacrificing performance. Water and energy saving aerator provides a flow rate of 0.5gpm.

QUALITY



German perfectionism inspires ultimate customer confidence.

DESIGN



GROHE STARLIGHT®


Durable coating wipes clean, maintains finish for life.

TECHNOLOGY



GROHE SENSOR

The responsive sensor switches the faucet on and off for ultimate comfort and the simple cleaning mode makes maintenance easy.



36 407 001

Remote control for GROHE Touchless fittings (not included)

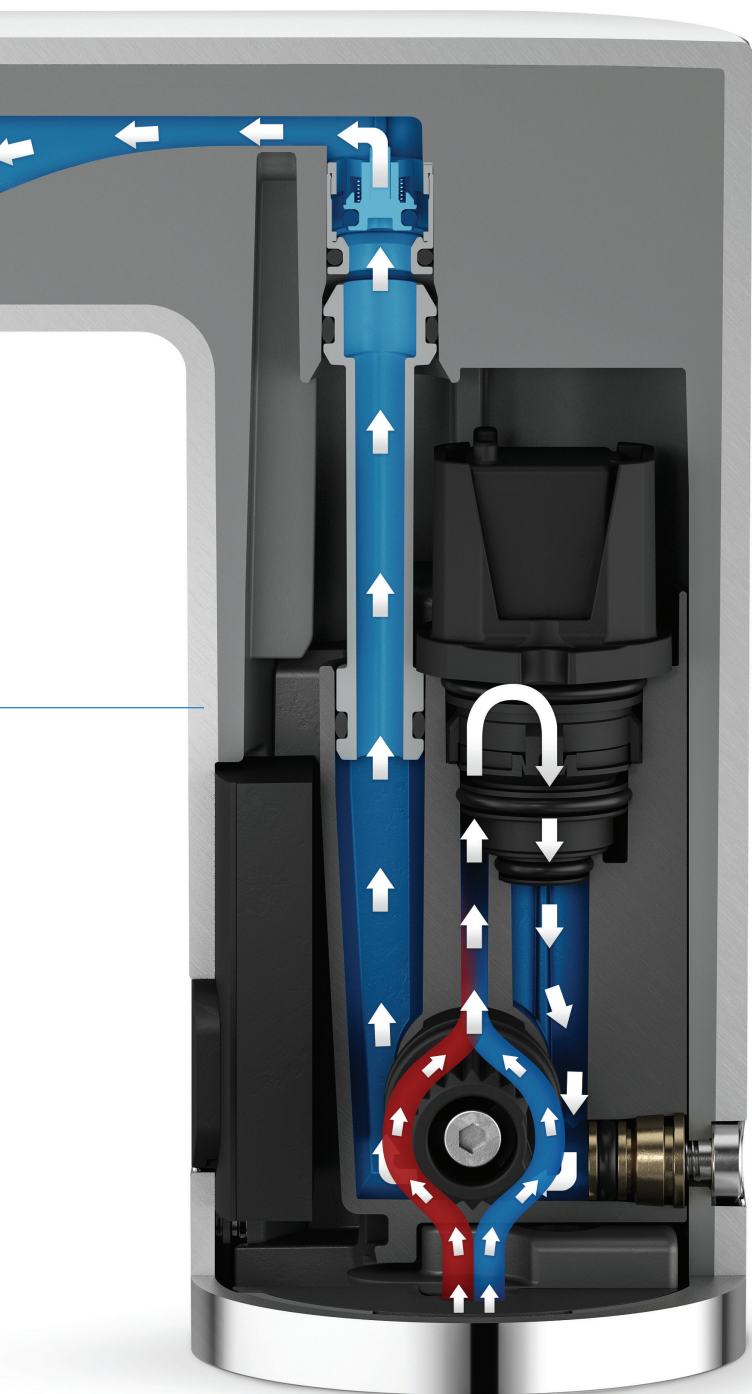
Basic functionalities can be adjusted without remote control – simply by hand.



GROHE REMOTE CONTROL

Detailed configuration for all functions by remote control

- Automatic flushing
- Thermal disinfection
- Cleaning mode
- Detection range and shut-off delay



LOGLIFE BATTERY

Unique low-energy electronics ensure a long service life.



36 467 000

Bau Cosmopolitan E touchless electronic faucet with temperature control lever, DC-powered



36 468 000

Bau Cosmopolitan E touchless electronic faucet less mixing, DC-powered



AC-POWERED



36 469 000


Bau Cosmopolitan E touchless electronic faucet with temperature control lever, AC-powered

Follow us



DISCOVER THE WORLD OF GROHE
AT WWW.GROHE.US

QUALITY



From the first design sketch to the final product to after-sales services: Our customers can rely on our engineered in Germany sense of perfectionism.

TECHNOLOGY



We constantly drive innovation to enrich your everyday water experience, delivering smart solutions on the path of the digitization of water.

DESIGN



Our highly awarded design DNA's recipe for success is simple: Merging the contemporary and the timeless into products that feel like they were designed just for you.

SUSTAINABILITY



Water is our passion. We care about every drop and our CSR commitment goes even beyond one element alone: We strive to protect all of our planet's resources for future generations.

GROHE America
Tel.: 1-800-444-7643
us-customerservice@grohe.com
www.grohe.us

GROHE Canada
Tel.: 1-888-644-7643
info@grohe.ca
www.grohe.ca

© 03/2021 AS America, Inc.
SAK20A310

PART OF **LIXIL**